



WRITING

A BOOKLET FOR PARENTS AND CARERS
OF CHILDREN IN RECEPTION

HOOLE CE PRIMARY SCHOOL

WRITING

A handbook for families of children in Reception Class

Welcome to "Big School"! This booklet sets out to explain how you at home, can support the teachers in school in helping your child to become an enthusiastic and successful writer.

When we write, we have to consider a lot of things at the same time - who the writing is for, what we want to say, spelling, punctuation etc.

As we write, we are constantly reading and re-reading, altering and correcting as we go. When we have finished, we read through our writing again to make sure we haven't missed a spelling error and to check that the writing makes sense.






Young children find writing a challenge, so they need a lot of encouragement and praise. When they show you their writing, pay careful attention to what they are writing, because that is the most important thing.

Writing is like a jig-saw puzzle. It is made up of lots of little bits but it is the big picture that counts. Try to focus on all the good things that children do in their writing rather than on their mistakes.

The key is to make sure they remain confident and enjoy their writing.


You can expect your child to:

- try to read back his/her own writing
- mix up capital and small letters
- tell the difference between numbers and letters
- begin to "write" from left to right and top to bottom on a page
- start to leave spaces between words
- know that one letter or letter cluster represents one word
- copy print what he/she sees around him/her
- often repeatedly use first letter and other letters from own name
- understand that writing and drawing are different
- write for different reasons in play eg. lists, letters, stories, greetings, cards



How can families help at home:

- set up a little writing corner for your child with a range of writing materials
- let your child see you writing for a range of reasons and talk about what you are doing
- find opportunities to display your child's writing
- provide magnetic or plastic letter tiles for your child to play with
- allow your child to use a type writer or word processor
- write messages to your child and encourage him/her to write replies
- use a family message board and encourage your child to write their own messages
- support your child's spelling attempts and praise their willingness to have a go
- encourage your child to make greetings cards for special occasions






- make home made books with your child for him/her to write in
- make an alphabet book with your child and as he/she shows an interest in particular words, help them to enter them on the appropriate page. This will be useful as a personal word bank/dictionary
- draw your child's attention to a variety of print forms eg. TV guides, magazines, telephone directories
- play games using letter names and sounds. eg. "I spy with my little eye"
- play games using words made from plastic or magnetic letters



Remember:

Children writing at this stage have a lot to think about so always praise their efforts.



Hoole Lane
Hoole
Chester
CH2 3HB

www.hooleceprimary.co.uk



Siams 2017
We are an
OUTSTANDING
School



THE CHURCH
OF ENGLAND

